

Suspended Mounting Options



Project Name	
Spec Type	
Notes	

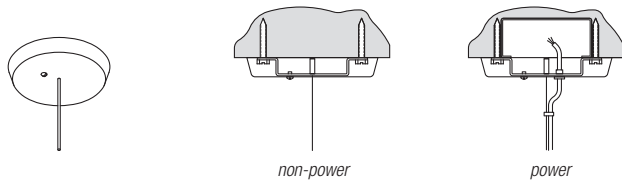
Please specify required mounting hardware and suspension length on product spec sheets (see reverse for details).

Aircraft Cable Mounts

Non-accessible Ceilings

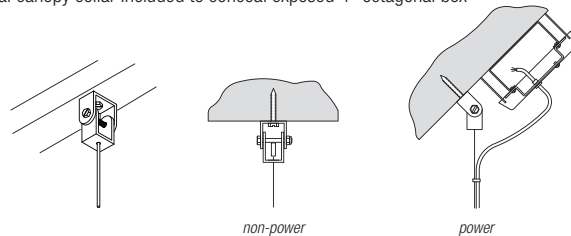
- A1 0°–15° slope**
 Designed for flat or gently sloping non-accessible ceilings (0°–15° slope) where the electrical box is pre-installed either surface mounted or recessed in the ceiling. System conceals mounting hardware to provide a clean, finished look.

- Mountable on 0°–15° sloped ceiling
- Stranded aircraft cable with full vertical adjustment at fixture
- 4" octagonal box (supplied by others)
- Canopy is 5-1/4" diameter x 3/4" high for power and non-power mounts
- Optional cover ring available for surface mounted power (not shown)
- Optional Chicago Plenum version available (specify Mount Type A4)



- A3 0°–90° slope**
 Versatile mount designed for flat or sloped non-accessible ceilings (0°–90° slope) where the electrical box is pre-installed either surface mounted or recessed in the ceiling. Exposed mounting hardware provides more industrial look.

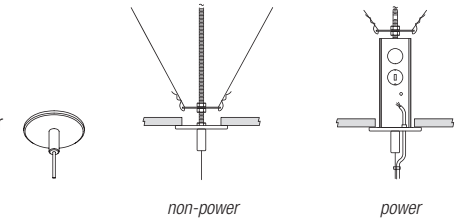
- Mountable on 0°–90° sloped ceiling
- Stranded aircraft cable with full vertical adjustment at fixture
- 4" octagonal box (supplied by others)
- Canopy for power mounts is 5-1/4" diameter x 3/4" high
- Non-power mount bracket is 2-3/4" wide x 2" high
- Optional canopy collar included to conceal exposed 4" octagonal box



T-bar Ceilings

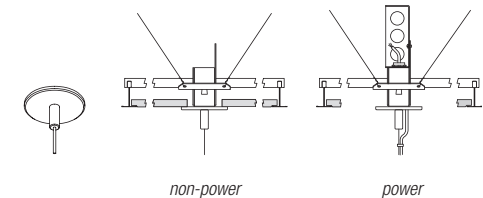
- A2 Fixed position mount (standard tee, slot tee, tegular tile)**
 Uses fixed placement of 1/4"–20 threaded rod (supplied by others) and integral electrical box (supplied by Ledalite) to work with all T-bar ceiling types.

- Stranded aircraft cable with full vertical adjustment at fixture
- Integral electrical box (supplied by Ledalite)
- Canopy is 3" diameter x 7/32" high for power and non-power mounts
- Tile cut-out is 2-1/2" diameter for power or 3/4" diameter for non-power
- 1/4"–20 threaded rod (supplied by others)



- A5 Variable position mount (standard tee, standard tile*)**
 Variable position mount allows flexible placement of luminaires in the tile. Good for products with off-grid mounts or spaces where ducting and/or other structural barriers require mounting flexibility.

- Aligned by T-bar on 2" spacing and secured to structure
- Adjusts to both 1" and 1-1/2" high T-bar ceiling types
- Stranded aircraft cable with full vertical adjustment at fixture
- 4" square box (supplied by others)
- Canopy is 3" diameter x 7/32" high for power and non-power mounts
- Tile cut-out is 2-1/2" diameter for power and non-power mounts



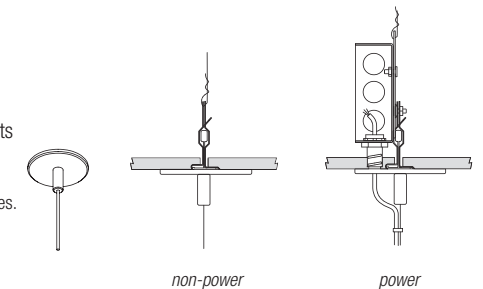
*Note: Consult factory for non-standard ceiling types and tiles.

- A6 On-grid mount (standard tee, slot tee)**
 On-grid mounting system clips directly to tee in either orientation. Quick and simple to install.

- Supported by T-bar and secured to structure
- Stranded aircraft cable with full vertical adjustment at fixture
- 4" square box (supplied by others)
- Canopy is 3-3/4" diameter x 7/32" high for power and non-power mounts
- 65 lbs maximum static load

Note: Supports T-bar (15/16" and 9/16") and Slot T-bar (9/16" x 5/16") ceiling types. Compatible with Ledalite fixtures that provide 4', 8' or 12' mount spacing. To meet seismic requirements, additional tie-offs may be required. Consult local codes.

- A6-1** 15/16" (standard) **A6-2** 9/16" (standard) **A6-3** 9/16" x 5/16" (slot)



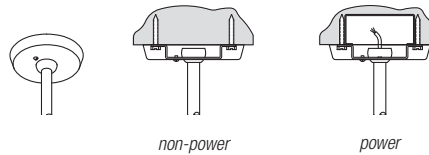
Suspended Mounting Options

Stem Pendant Mounts

Non-accessible Ceilings

- P1 0°–15° slope**
Designed for flat or gently sloping non-accessible ceilings (0°–15° slope) where the electrical box is pre-installed either surface mounted or recessed in the ceiling. System conceals mounting hardware to provide a clean, finished look.

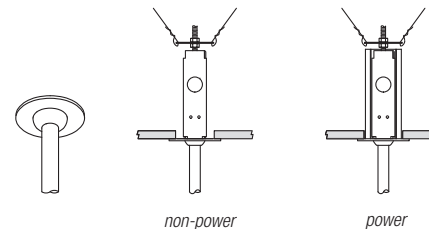
- Mountable on 0°–15° sloped ceiling
- Pendant is 5/8" diameter pipe
- 4" octagonal box (supplied by others)
- Canopy is 5-1/4" diameter x 3/4" high for power and non-power mounts
- Optional cover ring available for surface mounted power
- Optional Chicago Plenum version available (specify Mount Type P4)



T-bar Ceilings

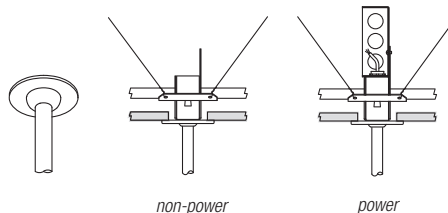
- P2 Fixed position mount (standard tee, slot tee, tegular tile)**
Uses fixed placement of 1/4"–20 threaded rod (supplied by others) and integral electrical box (supplied by Ledalite) to work with all T-bar ceiling types.

- Pendant is 5/8" diameter pipe
- Integral electrical box (supplied by Ledalite)
- Canopy is 3" diameter x 1/8" high for power and non-power mounts
- Tile cut-out is 2-1/2" diameter for power and non-power mounts
- 1/4"-20 threaded rod (supplied by others)



- P5 Variable position mount (standard tee, standard tile*)**
Variable position mount allows flexible placement of luminaires in the tile. Good for products with off-grid mounts or spaces where ducting and/or other structural barriers require mounting flexibility.

- Aligned by T-bar on 2" spacing and secured to structure
- Adjusts to both 1" and 1-1/2" high T-bar ceiling types
- Pendant is 5/8" diameter pipe
- 4" square box (supplied by others)
- Canopy is 3" diameter x 1/8" high for power and non-power mounts
- Tile cut-out 2-1/2" diameter for power and non-power mounts

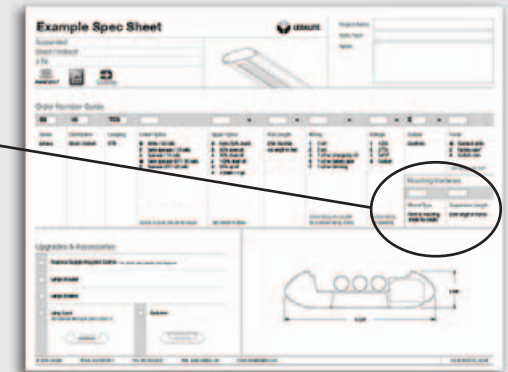


*Note: Consult factory for non-standard ceiling types and tiles.

How to Order Suspended Mounting

Please specify required mounting hardware on product spec sheets.

All Ledalite product spec sheets provide a space to indicate the mount type and suspension length required for that product (located on the front page in the Order Number Guide section).



Example

A3

Mount Type

Review details provided in this document and select a mount type that meets your requirements.

Aircraft Cable Mounts

- A1** Non-accessible ceiling, 0°–15° slope
- A3** Non-accessible ceiling, 0°–90° slope
- A2** T-bar fixed position mount (standard tee, slot tee, tegular tile)
- A5** T-bar variable position mount (standard tee, standard tile)
- A6-1** T-bar on-grid mount 15/16" standard tee
- A6-2** T-bar on-grid mount 9/16" standard tee
- A6-3** T-bar on-grid mount 9/16" x 15/16" slot tee

Stem Pendant Mounts*

- P1** Non-accessible ceiling 0°–15° slope
- P2** T-bar fixed position mount (standard tee, slot tee, tegular tile)
- P5** T-bar variable position mount (standard tee, standard tile)

*Note: Some Ledalite products do not support stem pendant mounting. Consult factory for details.

24

Suspension Length

Enter required suspension length in inches (distance from ceiling to top of fixture).

Aircraft Cable Mounts

Contractor can cut cable to any length. Factory pre-cut cables available in nominal lengths: **24", 48", 96", 144", 192", 240"**

Stem Pendant Mounts

Enter exact length required. Pendants are factory pre-cut and threaded to specified length.