

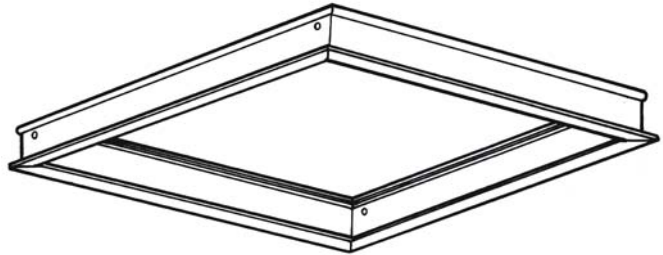
# DRYWALL KIT

## MOUNTING FRAME ASSEMBLY

2'x2', 2'x4', 1'x4', 6"x4'

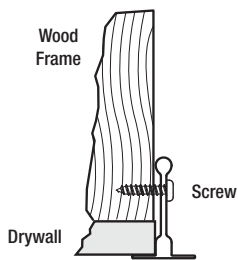
FOR MOUNTING IN DRYWALL OR  
CEILINGS REQUIRING FLANGES

- Designed to permit use of grid (NEMA G) fixtures in ceilings requiring flanges.
- Extruded aluminum construction with mitered corners.
- Includes screws for complete assembly.
- System available for continuous row mounting.



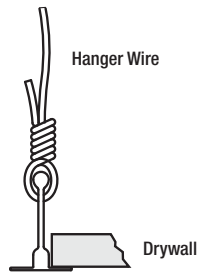
### MOUNTING OPTIONS

#### Wood Frame



Wood frame and screws  
supplied by others.

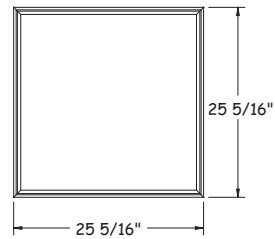
#### Hanger Wire



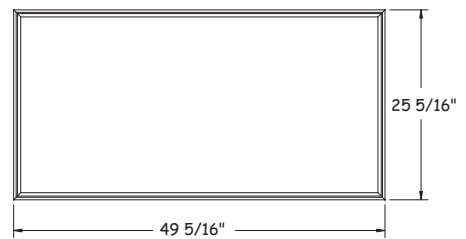
Hanger wires  
supplied by others.

### FRAME SIZES


2'x2'




2'x4'



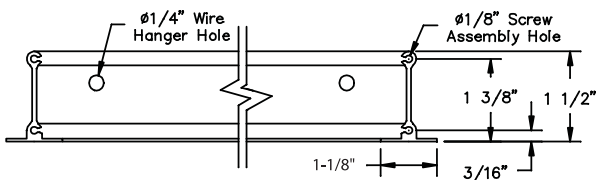
1'x4'



6"x4'



### FRAME DIMENSIONS

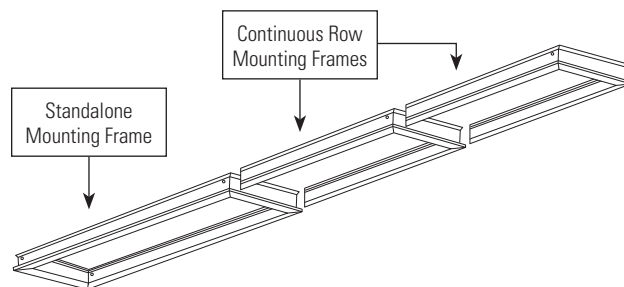


L0271 Rev. 3.5

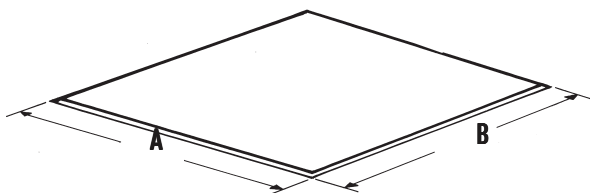
## ORDERING GUIDE

Fixture Size	Catalogue Number	
	Standalone Mounting Frame	Continuous Row Mounting Frame
2'x2'	<b>DK22ST</b>	<del>DK22CR</del>
2'x4'	<b>DK24ST</b>	<b>DK24CR</b>
1'x4'	<b>DK14ST</b>	<b>DK14CR</b>
6"x4'	<b>DK64ST</b>	<b>DK64CR</b>

For continuous row mounting, use one standalone mounting frame per row with multiple continuous row mounting frames.

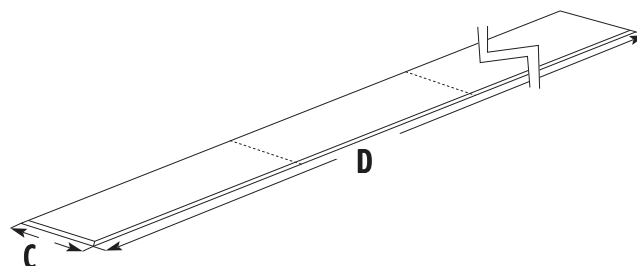


## CEILING OPENING - STANDALONE



Fixture Size	A	B
2'x2'	24 5/8" (626mm)	24 5/8" (626mm)
2'x4'	24 5/8" (626mm)	48 5/8" (1235mm)
1'x4'	12 5/8" (321mm)	48 5/8" (1235mm)
6"x4'	6 5/8" (168mm)	48 5/8" (1235mm)

## CEILING OPENING - CONTINUOUS ROW



Fixture Size	C	D
2'x2'	<del>24 5/8" (626mm)</del>	<del>24 5/8" (626mm)</del>
2'x4'	24 5/8" (626mm)	see below*
1'x4'	12 5/8" (321mm)	see below*
6"x4'	6 5/8" (168mm)	see below*

## SPECIFICATIONS

**FINISH:** Extruded aluminum construction with mitered corners. White baked polyester enamel minimum 85% reflectance. Phosphate undercoating.

*We reserve the right to change materials and finish in any way that will not alter installed appearance or reduce function and performance.*

\* Use the ceiling opening length (B) of one standalone mounting frame and add 48 3/16" (1224mm) for each continuous row mounting frame required.

### Example:

	Type of mounting frame assembly	
	Standalone	Continuous Row
For a row of 8 fixtures		
Ceiling opening length per frame	48 5/8"	48 3/16"
Frames required per row	x 1	x 7
Total ceiling opening length (D)	48 5/8"	+ 337 5/16" = 385 15/16"

