




# Recessed

## ArcForm

2'x2', 3000 lm  
3000/3500/4000K



Project: \_\_\_\_\_  
 Spec Type: \_\_\_\_\_  
 Catalog No: 3622xxxxLx30  
 Qty \_\_\_\_\_  
 Line Notes: \_\_\_\_\_

Philips Ledalite ArcForm recessed LED is a highly efficacious fully luminous fixture with brilliant color rendering and an innovative 3D symmetrical batwing lighting distribution. It delivers pure white light—free of glare, color shifts, hot spots or striations.

### Ordering guide

Product Type	Version	Configuration	Light Source *	CRI/CCT	Lumens *	Housing	Wiring †	Voltage	Driver
3622			L		30				
ArcForm 2' x 2'	D1 Standard T Grid D2 Slot T Grid A1 Air Return on Standard T Grid A2 Air Return on Slot T Grid	ST Standalone CR Continuous Row	L LED	A 4000K B 3500K C 3000K	30 3000 lumens 36 3600 lumens 44 4400 lumens	S Standard C Chicago Plenum	1 1 cct 5 1 cct + EM Batt. Pack 7 1 cct Dimming N 1 cct Dimming + EM Batt. Pack T 1 cct Step Dimming	1 120V 2 277V 3 347V	E Philips Advance

\* Nominal values within a range. Consult photometry data for exact color temp, lumens & distribution.

† Not all wiring types are available with all configurations. Consult Philips Ledalite for a complete list of available options.

#### Upgrades & Accessories Please indicate with check mark.

- Flex Whip (6' length)
- Drywall Kit

#### Integrated Controls Please indicate with check mark.

- Response Daylight Single Zone (DS)



# ArcForm

2'x2', 3000 lm

3000/3500/4000K

## Optical System

A curved, fully luminous acrylic panel with a protected layer of MesoOptics film efficiently generates a controlled, low glare, 3-dimensional batwing distribution. Die-formed, cold-rolled steel ends are assembled together with extruded aluminum side profiles to form a sturdy optical frame. The frame is hinged to allow easy access to the inside of the fixture. Maintenance can be performed from below the ceiling.

## Housing

Die-formed, post-painted, 22 gauge cold-rolled steel housing. Multiple wire entrances are available (top or side) to allow continuous row mounting of fixtures. Optional frame restraint is available to provide additional safety support.

## Mounting

Compatible with lay-in acoustical ceilings using an exposed 9/16", 15/16" or slot T-grid suspension system (NEMA types G, NFG & NFGS). Integral mounting tabs are provided which handle different T-grid heights.

## Finish

Housing and Frame: Post-painted, high quality powder coat. Available in white only.

## Weight

Maximum 25lb.

## Electrical

LED boards are easily field replaceable. Fixtures are factory pre-wired and tested for all circuits. Driver access from below the ceiling. Optional armored cable flex whips are supplied in 6' lengths.

## Standard Driver

Philips Advance Xitanium 0-10V, 1-100% (347V: 5-100%), Class 2 rated output. Consult Philips Ledalite for other available drivers.

## Standard Battery Pack

Philips Bodine, 90 min, 10W, Class 2 rated output, 1000lm nominal (@ 100lm/W; Flux = W x lm/W).

## Lumen Maintenance

LEDs have been tested by the manufacturer in accordance with IESNA LM-80-08. At an ambient temperature of 25°C, the LED lumen maintenance expectation according to IES TM-21-11 Reported methodology is L<sub>80</sub> (12k) >72,000 hrs.

## Source Color

LEDs rated for standard color rendering CRI >80, R9 >0 and color accuracy within 3 SDCM.

## Controls

Available with integrated Response Daylight sensor, which dims the luminaire when daylight is present. Contact Philips Ledalite for additional functionality.

## Approvals

Certified to UL, IES & CSA Standards. City of Chicago Approved CCEA (housing option C). Type IC Rated. Certain versions without battery packs are DesignLights Consortium® qualified. Please see the DLC QPL list for exact catalog numbers ([www.designlights.org/QPL](http://www.designlights.org/QPL)).

## Warranty

Five-year luminaire limited warranty including LED boards and driver. [www.philips.com/warranties](http://www.philips.com/warranties).

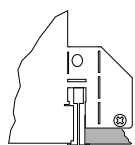
## Environment

Rated for dry or damp locations in operating ambient temperatures of 0-25°C (32-77°F). Many luminaire components, such as reflectors, refractors, lenses, sockets, lamp holders, and LEDs are made from various types of plastics which can be adversely affected by airborne contaminants. If sulfur based chemicals, petroleum based products, cleaning solutions, or other contaminants are expected in the intended area of use, consult factory for compatibility. Damage caused by sulfur, chlorine, petroleum based solution or other contaminants are not covered under warranty. Not suitable for natatorium environments.

Due to continuing product improvements, Philips Ledalite reserves the right to change the specifications without notice.

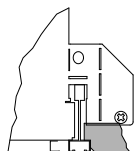
## Options and Details

### Mounting



#### Standard T-Grid

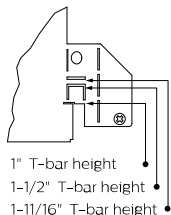
Option D1 works with 9/16" and 15/16" flat T-grid ceilings. It can also be used with slot T-grid ceilings. For 9/16" slot T-grid ceilings, fixture will sit 5/16" above the bottom of the T-Bar.



#### Slot T-Grid

Option D2 is designed to sit flush with slot T-grid ceilings and some tegular tile ceiling types.

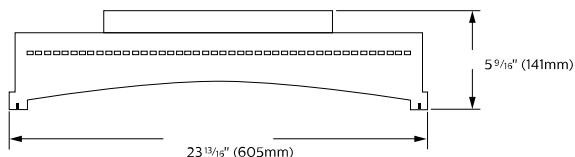
### Ceiling types



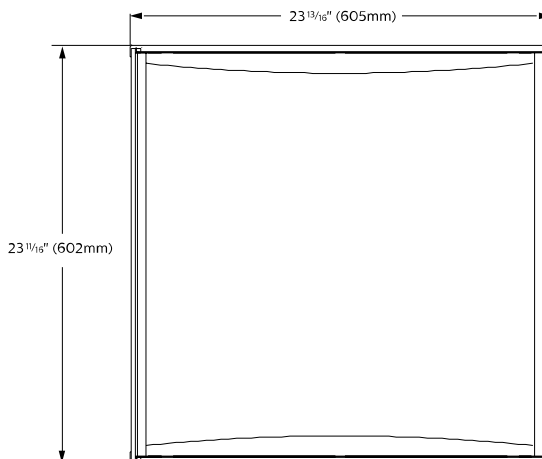
Integrated mounting tabs can be field-adjusted to various T-Grid ceiling heights for fastening directly to the T-Bar and/or tied off to the building structure.

- 1" T-bar height
- 1-1/2" T-bar height
- 1-11/16" T-bar height

### Cross Section



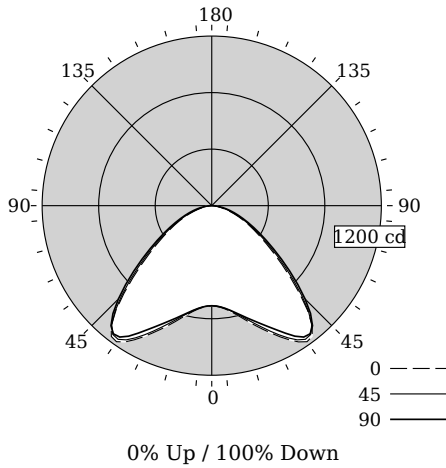
#### Lens View



# ArcForm

2'x2', 3000 lm  
3000/3500/4000K

## Photometry - 3500K



### Candela Distribution

Vertical Angle	Horizontal Angle					Zonal Lumens
	0	22.5	45	67.5	90	
0	802	802	802	802	802	0
5	817	813	811	814	815	79
15	912	908	899	895	894	258
25	1084	1082	1068	1051	1044	496
35	1170	1163	1164	1171	1161	713
45	772	788	811	845	864	628
55	387	397	414	439	457	385
65	201	208	214	227	235	217
75	80	84	89	100	107	99
85	16	17	20	25	28	24
90	0	0	0	0	0	0
95	0	0	0	0	0	0
105	0	0	0	0	0	0
115	0	0	0	0	0	0
125	0	0	0	0	0	0
135	0	0	0	0	0	0
145	0	0	0	0	0	0
155	0	0	0	0	0	0
165	0	0	0	0	0	0
175	0	0	0	0	0	0
180	0	0	0	0	0	0

Fixture photometry has been conducted in accordance with IESNA LM-79-08

IES files for this and other photometric options can be downloaded online at [www.lightingproducts.philips.com](http://www.lightingproducts.philips.com)

### Coefficients of Utilization (%)

RCR	Ceiling																	
	70	50	30	10	70	50	30	10	70	50	30	10	70	50	30	10	0	
0	119	119	119	119	116	116	116	111	111	111	111	100	100	100	100	100	100	0
1	110	106	102	99	108	104	100	100	97	94	87	87	87	87	87	87	87	0
2	101	94	88	83	99	92	86	89	84	80	74	74	74	74	74	74	74	0
3	93	83	76	70	91	82	75	79	73	68	64	64	64	64	64	64	64	0
4	85	74	66	60	83	73	65	71	64	59	55	55	55	55	55	55	55	0
5	79	67	58	52	77	66	58	64	57	51	48	48	48	48	48	48	48	0
6	73	60	52	45	71	59	51	57	50	45	42	42	42	42	42	42	42	0
7	67	54	46	40	66	54	46	52	45	40	37	37	37	37	37	37	37	0
8	63	50	41	36	61	49	41	48	40	35	33	33	33	33	33	33	33	0
9	58	45	37	32	57	45	37	44	37	32	30	30	30	30	30	30	30	0
10	55	42	34	29	53	41	34	40	33	29	27	27	27	27	27	27	27	0

### Avg. Luminance (cd/m2)

Vertical Angle	Horizontal Angle		
	0	45	90
55	2170	2317	2559
65	1531	1623	1787
75	992	1110	1330
85	575	745	1025

### Distribution Summary

Hemisphere	0% Up / 100% Down
Glare Control	Meets RP-1-12 recommendations for VDT-Normal spaces

Philips Ledalite

**LED lighting facts**  
A Program of the U.S. DOE

---

**Light Output (Lumens)** 2900  
**Watts** 27.8  
**Lumens per Watt (Efficacy)** 104.32

---

**Color Accuracy**  
Color Rendering Index (CRI) 82

---

**Light Color**  
Correlated Color Temperature (CCT) 3367 (Bright White)

2700K 3000K 4500K 6500K

---

All results are according to IESNA LM-79-2008: *Approved Method for the Electrical and Photometric Testing of Solid-State Lighting*. The U.S. Department of Energy (DOE) verifies product test data and results.

Visit [www.lightingfacts.com](http://www.lightingfacts.com) for the *Label Reference Guide*.

Registration Number: F46Z-HIYQ32 (11/18/2016)  
Model Number: 3622DxxxLB30  
Type: Luminaire - Troffer/Grid Ceiling

# ArcForm

2'x2', 3000 lm

3000/3500/4000K

## Optical Performance

Nominal CCT:	3000K	3500K	4000K
Flux (lm)	2849	2900	3003
Efficacy (lm/W)	102.1	104.3	108.0
Power (W)	27.9	27.8	27.8
CCT (K)	2979	3367	3847
CRI	82	82	83
R9	2	4	5
x	0.4372	0.4136	0.3905
y	0.4022	0.3959	0.3911
Duv	0.0009	0.0005	0.0038

## Electrical Performance - 3500K

Input Voltage	120V	277V
Input Power	27.8W	27.9W
Input Current	0.24A	0.10A
Power Factor	0.956	0.995
Total Harm. Distortion	11.0%	7.5%

Tested values – contact technical support for rated values.  
Off-state power zero unless certain controls are specified.

© 2016 Philips Lighting Holding B.V. All rights reserved. Philips reserves the right to make changes in specifications and/or to discontinue any product at any time without notice or obligation and will not be liable for any consequences resulting from the use of this publication.

[www.philips.com/luminaires](http://www.philips.com/luminaires)

ArcFm2x2\_30lm 01.17 page 4 of 4



Philips Lighting, North America Corporation  
200 Franklin Square Drive, Somerset, NJ 08873  
Tel. 855-486-2216

Philips Lighting Canada Ltd.,  
281 Hillmount Rd, Markham, ON, Canada L6C 2S3  
Tel. 800-668-9008