



Recessed

ArcForm

1'x4', 3600 lm
3000/3500/4000K



Project: _____
 Spec Type: _____
 Catalog No: 3614xxxxLx36 _____
 Qty _____
 Line Notes: _____

Philips Ledalite ArcForm recessed LED is a highly efficacious fully luminous fixture with brilliant color rendering and an innovative 3D symmetrical batwing lighting distribution. It delivers pure white light—free of glare, color shifts, hot spots or striations.

Ordering guide

Product Type	Version	Configuration	Light Source *	CRI/CCT	Lumens *	Housing	Wiring †	Voltage	Driver
3614			L		36				
ArcForm 1' x 4'	D1 Standard T Grid D2 Slot T Grid	ST Standalone CR Continuous Row	L LED	A 4000K B 3500K C 3000K	30 3000 lumens 36 3600 lumens 44 4400 lumens	S Standard C Chicago Plenum	1 1 cct 5 1 cct + EM Batt. Pack 7 1 cct Dimming N 1 cct Dimming + EM Batt. Pack T 1 cct Step Dimming	1 120V 2 277V 3 347V	E Philips Advance

* Nominal values within a range. Consult photometry data for exact color temp, lumens & distribution.
 † Not all wiring types are available with all configurations. Consult Philips Ledalite for a complete list of available options.

Upgrades & Accessories Please indicate with check mark.

- Flex Whip (6' length)
- Drywall Kit

Integrated Controls Please indicate with check mark.

- Response Daylight Single Zone (DS)



ArcForm

1'x4', 3600 lm

3000/3500/4000K

Optical System

A curved, fully luminous acrylic panel with a protected layer of MesoOptics film efficiently generates a controlled, low glare, 3-dimensional batwing distribution. Die-formed, cold-rolled steel ends are assembled together with extruded aluminum side profiles to form a sturdy optical frame. The frame is hinged to allow easy access to the inside of the fixture. Maintenance can be performed from below the ceiling.

Housing

Die-formed, post-painted, 22 gauge cold-rolled steel housing. Multiple wire entrances are available (top or side) to allow continuous row mounting of fixtures. Optional frame restraint is available to provide additional safety support.

Mounting

Compatible with lay-in acoustical ceilings using an exposed 9/16", 15/16" or slot T-grid suspension system (NEMA types G, NFG & NFGS). Integral mounting tabs are provided which handle different T-grid heights.

Finish

Housing and Frame: Post-painted, high quality powder coat. Available in white only.

Weight

Maximum 25lb.

Electrical

LED boards are easily field replaceable. Fixtures are factory pre-wired and tested for all circuits. Driver access from below the ceiling. Optional armored cable flex whips are supplied in 6' lengths.

Standard Driver

Philips Advance Xitanium 0-10V, 1-100% (347V: 5-100%), Class 2 rated output. Consult Philips Ledalite for other available drivers.

Standard Battery Pack

Philips Bodine, 90 min, 10W, Class 2 rated output, 1000lm nominal (@ 100lm/W; Flux = W x lm/W).

Lumen Maintenance

LEDs have been tested by the manufacturer in accordance with IESNA LM-80-08. At an ambient temperature of 25°C, the LED lumen maintenance expectation according to IES TM-21-11 Reported methodology is L80 (12k) >72,000 hrs.

Source Color

LEDs rated for standard color rendering CRI >80, R9 >0 and color accuracy within 3 SDCM.

Controls

Available with integrated Response Daylight sensor, which dims the luminaire when daylight is present. Contact Philips Ledalite for additional functionality.

Approvals

Certified to UL, IES & CSA Standards. City of Chicago Approved CCEA (housing option C). Type IC Rated. Certain versions without battery packs are DesignLights Consortium® qualified. Please see the DLC QPL list for exact catalog numbers (www.designlights.org/QPL).

Warranty

Five-year luminaire limited warranty including LED boards and driver. www.philips.com/warranties.

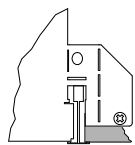
Environment

Rated for dry or damp locations in operating ambient temperatures of 0-25°C (32-77°F). Many luminaire components, such as reflectors, refractors, lenses, sockets, lamp holders, and LEDs are made from various types of plastics which can be adversely affected by airborne contaminants. If sulfur based chemicals, petroleum based products, cleaning solutions, or other contaminants are expected in the intended area of use, consult factory for compatibility. Damage caused by sulfur, chlorine, petroleum based solution or other contaminants are not covered under warranty. Not suitable for natatorium environments.

Due to continuing product improvements, Philips Ledalite reserves the right to change the specifications without notice.

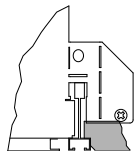
Options and Details

Mounting



Standard T-Grid

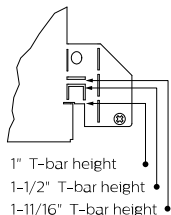
Option D1 works with 9/16" and 15/16" flat T-grid ceilings. It can also be used with slot T-grid ceilings. For 9/16" slot T-grid ceilings, fixture will sit 5/16" above the bottom of the T-Bar.



Slot T-Grid

Option D2 is designed to sit flush with slot T-grid ceilings and some tegular tile ceiling types.

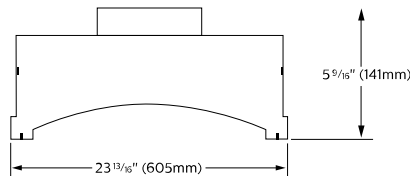
Ceiling types



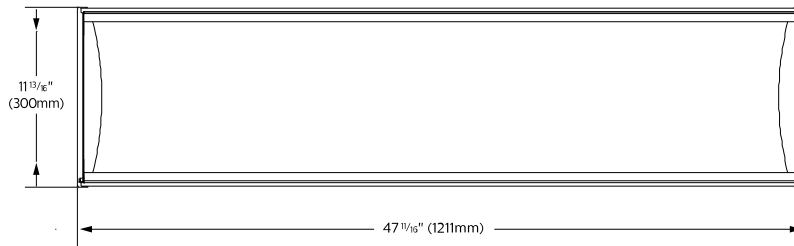
Integrated mounting tabs can be field-adjusted to various T-Grid ceiling heights for fastening directly to the T-Bar and/or tied off to the building structure.

- 1" T-bar height
- 1-1/2" T-bar height
- 1-11/16" T-bar height

Cross Section



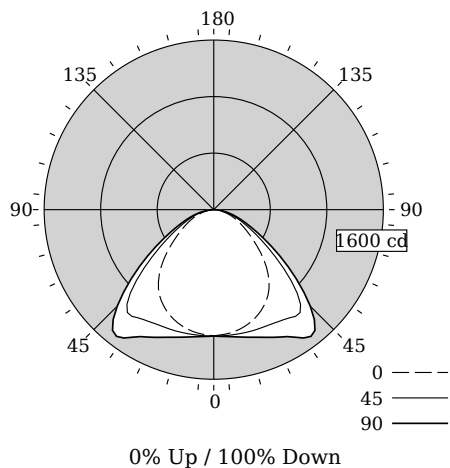
Lens View



ArcForm

1'x4', 3600 lm
3000/3500/4000K

Photometry - 3500K



Candela Distribution

Vertical Angle	Horizontal Angle				Zonal Lumens
	0	22.5	45	67.5	
0	1266	1266	1266	1266	0
5	1254	1259	1267	1275	121
15	1208	1230	1275	1315	361
25	1111	1174	1296	1398	596
35	941	1093	1363	1552	817
45	637	816	1094	1252	790
55	399	448	581	707	523
65	237	250	308	355	305
75	111	121	152	173	157
85	18	31	34	30	31
90	0	0	0	0	0
95	0	0	0	0	0
105	0	0	0	0	0
115	0	0	0	0	0
125	0	0	0	0	0
135	0	0	0	0	0
145	0	0	0	0	0
155	0	0	0	0	0
165	0	0	0	0	0
175	0	0	0	0	0
180	0	0	0	0	0

Fixture photometry has been conducted in accordance with IESNA LM-79-08

IES files for this and other photometric options can be downloaded online at www.lightingproducts.philips.com

Coefficients of Utilization (%)

RCR	Ceiling				Wall				0		
	70	50	30	10	70	50	30	10			
0	119	119	119	119	116	116	116	111	111	111	100
1	110	106	102	98	107	103	100	99	96	94	86
2	101	93	87	82	98	91	86	88	83	79	73
3	92	83	75	69	90	81	74	78	72	67	63
4	85	74	65	59	83	72	65	70	63	58	54
5	78	66	58	51	76	65	57	63	56	50	47
6	72	60	51	45	71	59	51	57	50	44	42
7	67	54	46	40	65	53	45	52	45	39	37
8	62	49	41	35	61	49	41	47	40	35	33
9	58	45	37	32	57	45	37	43	36	32	29
10	55	42	34	29	53	41	34	40	33	29	27

Avg. Luminance (cd/m2)

Vertical Angle	Horizontal Angle		
	0	45	90
55	2407	3505	4330
65	1944	2524	2962
75	1488	2038	2337
85	717	1330	1240

Distribution Summary

Hemisphere	0% Up / 100% Down
------------	-------------------

Philips Ledalite

LED lighting facts
A Program of the U.S. DOE

Light Output (Lumens) **3707**
Watts **34.9**
Lumens per Watt (Efficacy) **106.22**

Color Accuracy **83**
Color Rendering Index (CRI)

Light Color **3403 (Bright White)**
Correlated Color Temperature (CCT)

2700K 3000K 4500K 6500K

All results are according to IESNA LM-79-2008: *Approved Method for the Electrical and Photometric Testing of Solid-State Lighting*. The U.S. Department of Energy (DOE) verifies product test data and results.

Visit www.lightingfacts.com for the Label Reference Guide.

Registration Number: F46Z-2BLYI (11/18/2016)
 Model Number: 3614DxxxLB36
 Type: Luminaire - Troffer/Grid Ceiling

ArcForm

1'x4', 3600 lm
3000/3500/4000K

Optical Performance

Nominal CCT:	3000K	3500K	4000K
Flux (lm)	3482	3707	3811
Efficacy (lm/W)	100.1	106.2	109.5
Power (W)	34.8	34.9	34.8
CCT (K)	3002	3403	3897
CRI	82	83	83
R9	3	4	6
x	0.4352	0.4112	0.3877
y	0.4007	0.3943	0.3887
Duv	0.0012	0.0003	0.0035

Electrical Performance - 3500K

Input Voltage	120V	277V
Input Power	34.9W	35.3W
Input Current	0.30A	0.13A
Power Factor	0.970	0.996
Total Harm. Distortion	12.4%	6.6%

Tested values – contact technical support for rated values.
Off-state power zero unless certain controls are specified.

