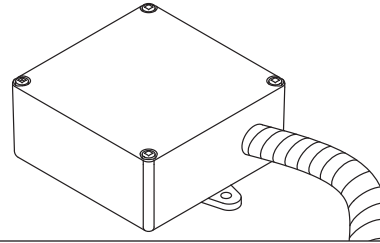


315 MHz
 20A 120/277V AC
 15A 347V AC

Intelligent Transceiver



Project Name

Spec Type

Notes

Order Guide

Some combinations of product options may not be available. Consult factory for assistance with your specification.

<input type="text"/>	-	<input type="text" value="19"/>	<input type="text" value="TR"/>	<input type="text"/>
Quantity		Airwave	Transceiver	Voltage 01NN - 120V 02NN - 277V 03NN - 347V
<input type="text"/>	-	<input type="text" value="19"/>	<input type="text" value="FC15NN"/>	ORDERING NOTES
Quantity		Airwave	15' Flex Connector (6 conductor, 600V, 12 AWG power conductors, 18AWG dimming conductors, 1/2" flexible steel conduit with snap fit connectors).	For suspended, order 1 flex connector for each suspended row, less 1. For recessed, order 1 per fixture. For surface mounts, order 1 per row or 1 per fixture.

Features



The Airwave transceiver receives wireless signals from kinetically powered Airwave switches and solar powered Airwave photosensors as well as wired and wireless signals from occupancy sensors to control ON/OFF functions and 0-10V dimming for individual light fixtures or a group of light fixtures contained within a lighting zone.

24V Wired Occupancy Sensing

The Airwave transceiver is fully compatible with wired occupancy sensors, including infra-red (PIR), ultrasonic, dual-technology and microphonic devices. It also has an integrated 24V (50mA) output to provide power for wired motion detection devices. To connect multiple transceivers to one occupancy sensor, use one transceiver to power the sensor and wirelessly transmit the occupancy signal to the other transceivers.

315 MHz Wireless Occupancy Sensing

The Airwave transceiver is compatible with wireless occupancy sensors that operate at a frequency of 315 MHz and are embedded with the EnOcean protocol.

Dim to OFF

All vacancy signals sent to the Airwave transceiver from an occupancy or motion detection device automatically initiate a slow-fade dimming of luminaires, eventually shutting off the fixtures when the space is unoccupied.

Auto-ON

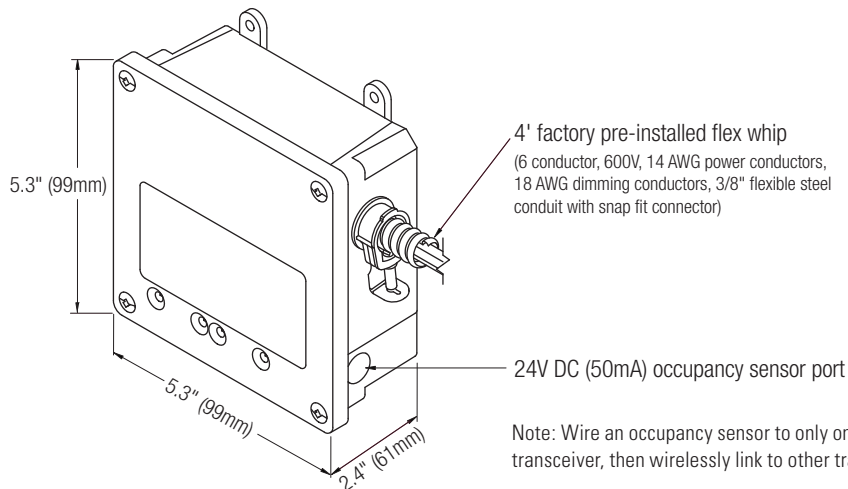
The Airwave Transceiver is set to Auto-ON when an occupancy signal is received. The Auto-ON Occupancy mode can be manually overridden by turning the fixtures off using a switch to allow lights to stay off during an A/V presentation. The Transceiver will automatically revert to Auto-ON Occupancy once the occupants have left the room. The override can also be manually reverted by manually switching the lights back on again at any time.

Repeat

The Airwave Transceiver can transmit occupancy signals to other wireless transceivers and can repeat signals from Airwave switches and other devices to distant transceivers.

Demand Response

The Airwave transceiver can respond to wireless Demand Response signals to dim or turn off lights to reduce energy consumption.



FC Airwave is FCC and UL approved for use in the United States, IC and CSA approved for use in Canada, and meets the requirements of the California Building Standards Code Title 24.



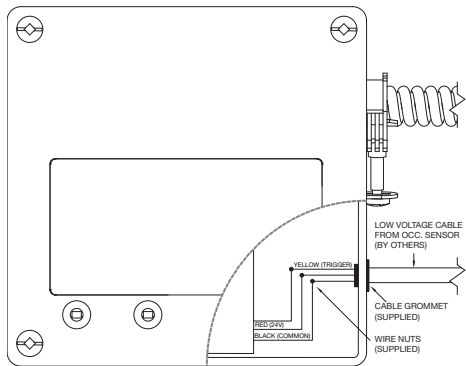
Intelligent Transceiver

315 MHz
 20A 120/277V AC
 15A 347V AC

Specifications

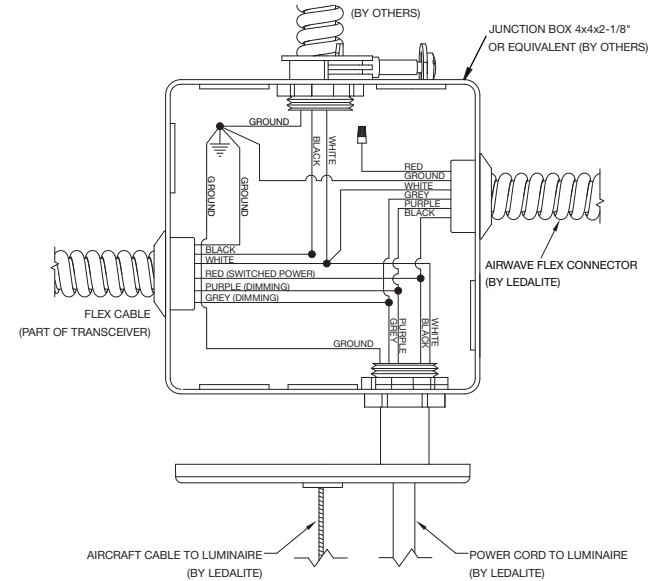
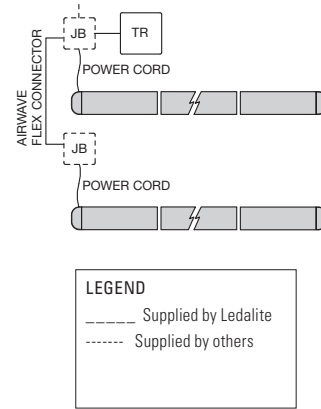
Input voltage	120V, 277V, or 347 V AC
Relay load	20A ballast load (120V/277 V AC) 15A ballast load (347V AC) zero crossing
Dimming control	0-10V current sink only, up to 50 ballasts
Low voltage output	24V DC, 50mA
Occupancy control input	Active high
Operating temperature	-10° to +45°C
Regulatory safety	UL 508, CSA C22.2 No. 14-05 FCC approved, UL 2043 plenum rated Meets Title 24 requirements CCEA: (Chicago only) Surface mount install outside air handling space
Wireless frequency	315 MHz
Transmission range & placement	100 ft indoor (30.5m) Placement at least 20 inches (50 cm) away from other devices such as wireless routers, computers and audio and video equipment
Maximum transmitter IDs	30 switches and/or occupancy sensors OR 29 switches/occupancy sensors + 1 Airwave wireless photosensor

24V Occupancy Sensor Wiring Example



Note: An occupancy sensor should only be wired to one transceiver. Multiple transceivers can be linked wirelessly. See programming guide.

Suspended Example



Recessed Example

