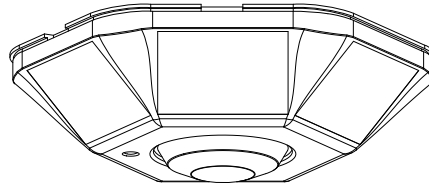


315 MHz  
 100 Ft Indoor  
 Wireless and Batteryless  
 Solar Powered Occupancy Sensor



Project Name

Spec Type

Notes

### Order Guide

<input type="text"/>	-	<input type="text" value="19"/>	<input type="text" value="OSV1WH"/>
Quantity		Airwave	Photosensor

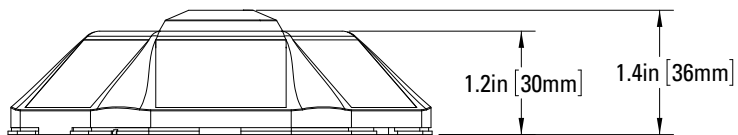
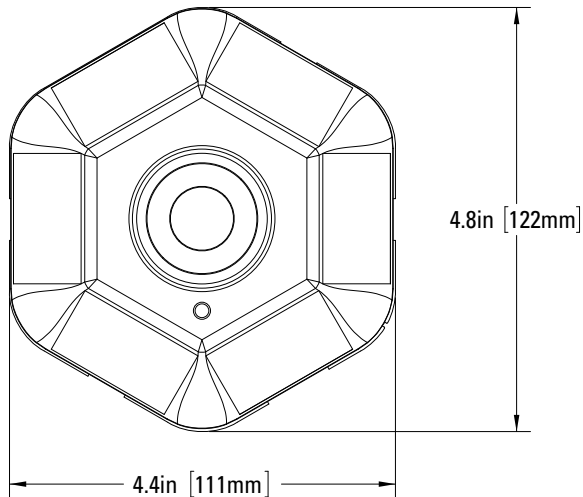
### Specifications



The Airwave occupancy sensor is a battery-free device which operates on solar energy harvested by integral photovoltaic cells. This enables the device to be placed anywhere in the space and moved at any time after the initial installation. The sensor uses Passive Infrared (PIR) detection circuitry and wireless transmission to send an occupancy or vacancy signal to the Airwave transceiver, which responds by turning the lights on or gradually dimming the lights to off.

Dimensions:	4.8" diameter (122mm), 1.5" height (38mm)
Power source:	Miniature photovoltaic cell - no batteries required
Minimum continuous operating light:	3 footcandles (30 lux)
Minimum charge time from discharge state:	1 minute at 3 footcandles (≈30 lux)
Time to fully charge:	8 hours at 20 footcandles (≈200 lux)
Operating life after fully charged:	Min. 60 hours at 0 footcandles (0 lux), including Auto-On applications
Optional battery life:	10 years
Field of view:	360°
Mounting:	Surface mount via screws, tape, glue, etc.
Operating temperature:	-25°C to +65°C
Wireless frequency:	315 MHz
Transmission range:	100 ft indoor (30.5 m)
Transmission interval:	2 minutes (first occupancy detection sends an immediate transmission)

NOTE: The wireless occupancy sensor time delay is set in the transceiver memory at 15 minutes but can be user adjusted to 30 seconds or 5, 10, 15, 20, or 25 minutes. See the Airwave Programming Guide for instructions on setting the occupancy time delay.



Airwave is FCC and UL approved for use in the United States, IC and CSA approved for use in Canada, and meets the requirements of the California Building Standards Code Title 24.



315 MHz  
100 Ft Indoor  
Wireless and Batteryless

Solar Powered Occupancy Sensor

Project Name

Spec Type

Notes

Sensor Range

These diagrams define the minor and major motion areas surrounding a centrally located 8ft. ceiling mounted sensor. The inner sections represent the area within which the sensor can detect minor movements like hand waving, picking up a coffee cup or answering the phone. The outer sections represent a diluted focal pattern where more major movement (like walking) is needed to trigger occupancy. The effective minor movement area will decrease as ceiling height increases. Do not use the Airwave occupancy sensor where minor movement detection is needed and the ceiling height is greater than 10ft.



Field of View

